


# ESTACIONES DE BOMBEO GRUNDFOS – UN SISTEMA COMPLETO DE MARCA CE

Inlet pipe	PS.R.05	PS.R.08	PS.R.10	PS.R.12	PS.R.17	PS.W.04	PS.W.06	PS.W.08	PS.W.10	PS.W.20
<b>Inlet material</b>										
PVC (Polyvinyl chloride)					X					
PE (Polyethylene)	X	X	X	X	X	X	X	X	X	X
Stainless steel										
<b>Inlet size</b>										
DN50/D63	D63	D63	D63	D63	D63	D63	D63	D63	D63	D63
DN65/D75	D75	D75	D75	D75	D75	D75	D75	D75	D75	D75
DN80/D90	D90	D90	D90	D90	D90	D90	D90	D90	D90	D90
DN100/D110	D110	D110	D110	D110	D110	D110	D110	D110	D110	D110
DN150/D160	D160	D160	D160	D160	D160	D160	D160	D160	D160	D160
DN200/D200	D200	D200	D200	D200	D200	D200	D200	D200	D200	D200
DN250/D250										
DN300/D315					D315					D315
<b>Inlet screen</b>										
Screen basket					X					X
<b>Baffle plate</b>										X

Pressure pipe	PS.R.05	PS.R.08	PS.R.10	PS.R.12	PS.R.17	PS.W.04	PS.W.06	PS.W.08	PS.W.10	PS.W.20
<b>Pressure pipe material</b>										
PE (Polyethylene)	X	X	X	X	X	X	X	X	X	X
Stainless steel	X	X	X	X	X	X	X	X	X	X
<b>Pressure pipe size</b>										
DN32/D40	X					X				
DN40/D50		X	X	X			X	X	X	
DN50/D63		X	X	X			X	X	X	
DN65/D75				X	X				X	X
DN80/D90					X					X
DN100/D110					X					X
DN150/D160										X
<b>Extra connection</b>										
Plug	X	X	X	X	X	X	X	X	X	X
Manometer	X	X	X	X	X	X	X	X	X	X
Vacuum breaker	X	X	X	X	X	X	X	X	X	X

Pipe design	PS.R.05	PS.R.08	PS.R.10	PS.R.12	PS.R.17	PS.W.04	PS.W.06	PS.W.08	PS.W.10	PS.W.20
Goose neck, common (GC)	X	X	X	X	X	X	X	X	X	X
Direct outlet, common (DC)			X							
Valve chamber (VC)					X					




	PS.R.05	PS.R.08	PS.R.10	PS.R.12	PS.R.17	PS.W.04	PS.W.06	PS.W.08	PS.W.10	PS.W.20
<b>Technical specifications:</b>										
Length	2000mm	2000-3000mm	1500-3000mm	2000-3000mm	2000-6000mm	2250-6000mm	3250-6000mm	3250-6000mm	3250-6000mm	2250-6000mm
Sump diameter (mm)	500	800	1000	1200	1700	400	600	800	1000	2000
Pit material	Polyethylene	Polyethylene	Polyethylene	Polyethylene	Polyethylene	Polypropylene	Polypropylene	Polypropylene	Polypropylene	Polyethylene
Numbers of pumps	1	1	1 or 2	1 or 2	2	1	1	1	2	2

PS.W extend the PS.R range from 3 to 6m in depth & 2m in diameter  
 – NOT yet available in the Pumping station creator contact Grundfos for a quotation.



Connection - Other	PS.R.05	PS.R.08	PS.R.10	PS.R.12	PS.R.17	PS.W.04	PS.W.06	PS.W.08	PS.W.10	PS.W.20
Overflow connection	X	X	X	X	X	X	X	X	X	X
Side mounted ventilation	X	X	X	X	X	X	X	X	X	X
Cable connection	X	X	X	X	X	X	X	X	X	X


Pumps	PS.R.05	PS.R.08	PS.R.10	PS.R.12	PS.R.17	PS.W.04	PS.W.06	PS.W.08	PS.W.10	PS.W.20
<b>Pump type</b>										
KP: Unilift KP, Unilift CC	X					X				
AP35: Unilift AP12.40, Unilift AP35		X	X	X			X	X	X	
AP50: Unilift AP12.50, Unilift AP50		X	X	X			X	X	X	
APB: Unilift AP35B, Unilift AP50B		X	X	X			X	X	X	
DP/EF: DP (0.6 - 1.5kW), EF		X	X	X	X		X	X	X	X
DP/SE: DP (2.6kW), SL1.50.65 & SLV.65.65		X	X	X	X		X	X	X	X
SE/SEG	X	X	X	X	X		X	X	X	X
SE/SL										Max 11 kW




Installation type	PS.R.05	PS.R.08	PS.R.10	PS.R.12	PS.R.17	PS.W.04	PS.W.06	PS.W.08	PS.W.10	PS.W.20
Free standing	X	X	X	X		X	X	X	X	X
Hookup with Auto coupling			X							
Submersible with auto coupling	X	X	X	X	X	X	X	X	X	X



Cover	PS.R.05	PS.R.08	PS.R.10	PS.R.12	PS.R.17	PS.W.04	PS.W.06	PS.W.08	PS.W.10	PS.W.20
Standard cover PE	X	X	X	X		X				
Reduced top with PE cover					X					
Standard hatch aluminum						X	X	X	X	X
Traffic cover cast iron (Class D)		X	X	X						
Traffic cover galvanized steel (Class D)					X					
Safety grid				X	X					X



Accessories	PS.R.05	PS.R.08	PS.R.10	PS.R.12	PS.R.17	PS.W.04	PS.W.06	PS.W.08	PS.W.10	PS.W.20
Mixer solution					X					X
Cone connection joints	X	X	X	X	X	X	X	X	X	X
Hole saw	X	X	X	X	X	X	X	X	X	X
Center drill	X	X	X	X	X	X	X	X	X	X
Commissioning	X	X	X	X	X	X	X	X	X	X



Technical specification	LC 231	LC 241	Dedicated
Basic control	X	X	
Advanced control			X
<b>Control &amp; monitoring</b>			
<b>Level control, alarm and dry running protection</b>			
Float switches	X	X	X
Pressure sensor	X	X	X
Other solutions (FPV)	X	X	X
<b>Monitoring</b>			
Modbus	X	X	X
GSM/GPRS	X	X	X
GRM (Grundfos Remote Management)	X	X	X
<b>Variable speed</b>			
CUE frequency converter			X
<b>Support function</b>			
Mixer or Flush valve control			X
<b>Accessories</b>			
Battery backup			X
External mains switch for supply cable	X	X	
MP204 motor protection per pump			X
System fault light			X
Pump fault light			X
Audible alarm 100db			X
Ampere meter per pump			X
Voltmeter with phase switch			X
Hour counter in cabinet door			X
Beacon internal			X
Phase monitoring			X
Main switch with neutral			X
Transient voltage protection			X
Lightning protection			X
Residual-current circuit breaker			X
Auto switch power supply, 45kW			X
Cabinet heater 30W			X
Panel light 230V with socket			X
Manual reset switch in cabinet door			X
External service plug 3x400V 16A			X
Outdoor cabinet double door			X

Este material presenta nuestra opción standard, pero podemos ofrecer mucho más!

be  
think  
innovate

